

Registreerumine rühma ja rühma vahetamine - Registration for groups and changing groups

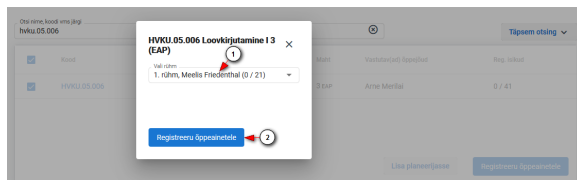
i Kui ainekavale on lisatud rühmad ja rühmad on registreerumiseks avatud, on rühma registreerumine kohustuslik.

i Registreeruda on võimalik vaid nendesse rühmadesse, mille piirarv pole täitunud.

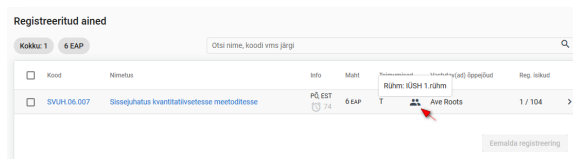
Kui **õppeainetele registreerumisel** on valikus rühmadega õppeaineid, avaneb pärast **Registreeru õppeainetele** nupule vajutamist rühmavaliku aken.

Iga rühmadega aine kohta kuvatakse õppeaine nimetus ja rühmavaliku rippmenüü.

Valige rühm rippmenüüst (joonisel p 1) ja vajutage nupule **Registreeru õppeainetele** (joonisel p2).



Registreeritud ained ploki kuvatakse rühmadega õppeaine reale rühma ikoon. Kursoriga ikoonile liikudes kuvatakse valitud rühma nimetus (vt joonis).



Rühma vahetamine

i Rühma on võimalik vahetada kuni Registreeringu tühistamise lõppkuupäevani (k.a).

Rühma vahetamiseks vajutage **Registreeritud ained** ploki õppeaine real rühma ikoonile (vt joonis).

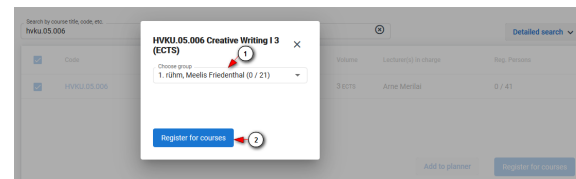
i If groups are added to the syllabus and groups are open for registration, registration for groups is required.

i You can register only to the groups where the limit is not full.

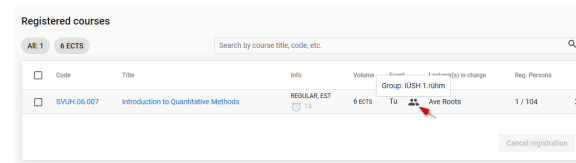
If courses you have **selected for registration** have groups available for registration, the group selection window will open after clicking the **Register for selected courses** button.

For each course, the course title and group selection drop-down menu are displayed.

Select a group from the drop-down menu (see Figure p 1) and press the **Register for selected courses** button (see Figure p 2).



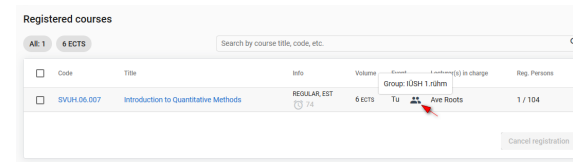
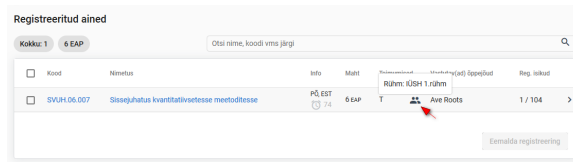
In the **Registered courses** block, a group icon is displayed on the course row. When you move the cursor to the icon, the name of the selected group is displayed (see Figure).



Changing groups

i The group can be changed until the end of the Cancellation deadline (incl.).

To change the group, click on the group icon in the course row of the **Registered courses** block (see figure).



Avaneb rühmavaliku aken. Valige rühm rippmenüüst (joonisel p 1) ja vajutage nupule **Registreeru rühma** (joonisel p 2).

The group selection window will open. Select a group from the drop-down menu (see Figure p 1) and press the **Register to the group** button (see Figure p 2).

