

Õppeainete planeerimine - lisamine/eemaldamine ja registreerumine - Planning of courses - adding, cancelling and registration

Planeerimine - lisamine, eemaldamine, registreerimine

⚠ Ainete lisamine planeerijasse ei asenda registreerumist ning ei anna selleks mingeid eeliseid.

Aine lisamine planeerijasse

Kui soovite ainele registreerumise osas otsustada hiljem, võib lisada ained **Planeeritud ainete** hulka. Selleks täitke otsingutulemuse ees märkeruut ning vajutada nupule **Lisa planeerijasse** (vt joonis).

Kood	Nimetus	Info	Maht	Vastutaja(j) Sopeidud	Reg. isikud	
<input checked="" type="checkbox"/>	SHZU.05.002	Infoallikad ja infootsing	SÕ, EST	6 EAP	Avo Trumm	0 / 80

Ained lisatakse **Planeeritud ainete** plokki (vt joonis).

Kood	Nimetus	Info	Maht	Tolmised	Vastutaja(j) Sopeidud	Reg. isikud	
<input type="checkbox"/>	SHZU.05.002	Infoallikad ja infootsing	SÕ, EST	6 EAP	R	Avo Trumm	0 / 80

Õppeaine reale vajutades on võimalik liikuda ainekava andmetele ning aine üldandmetele.

Registreerumine

Planning of courses - adding, cancelling and registration

⚠ Adding of courses to the planner does not replace registration and does not give any advantages for it.

Adding a course to planner

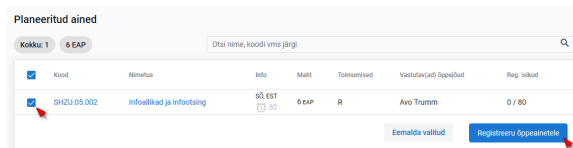
If you wish to decide on registration for courses later, you can add courses among **Planned courses**. Fill the checkboxes in front of the courses displayed in search results, and click the button **Add to planner** (see Figure).

Code	Title	Info	Volume	Lecturer(s) in charge	Reg. Persons	
<input checked="" type="checkbox"/>	SHZU.05.002	Information Sources and Retrieval	BLOCK MODE, EST	6 ECTS	Avo Trumm	0 / 80

The courses are added to the **Planned courses** block (see Figure).

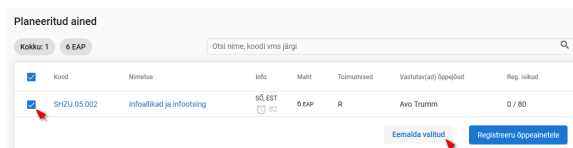
Code	Title	Info	Volume	Event	Lecturer(s) in charge	Reg. Persons	
<input type="checkbox"/>	SHZU.05.002	Information Sources and Retrieval	BLOCK MODE, EST	6 ECTS	Fr	Avo Trumm	0 / 80

Planeeritud ainete hulgast ainetele registreerumiseks täitke vastavas plokis soovitud aine ees märkeruut ning vajutage nupule **Registreeru õppeainetele**. Ained liigutatakse **Registreeritud ainete** plokki.



Eemaldamine

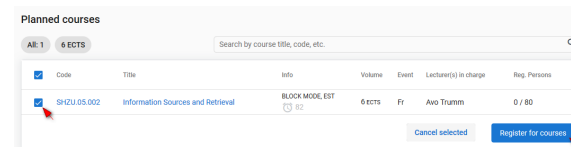
Planeeritud aine eemaldamiseks täitke planeeritud ainete plokis soovitud aine ees märkeruut ning vajutage nupule **Eemalda valitud** (vt joonis).



By clicking on the course line, you can move to syllabus information and general information on the course.

Registration for the course

For registration for the planned courses, fill the checkbox in front of the course and click the button **Register for courses** (see Figure). Courses are moved to the **Registered courses** block.



Cancelling a planned course

To cancel a planned course, fill the checkbox in front of the course in the planned courses block and click the button **Cancel selected** (see Figure).

